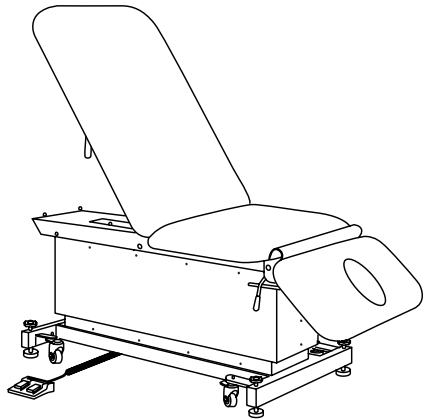


.....

# STIRRUPS & SMALL LEG CUSHION FOR XRO POWER HI-LO EXAM TABLE

.....



**COMPATIBLE EXAM TABLES:**

ADI903-21-SERIES

ADI903-23-SERIES

## **USER GUIDE**

**SKUS: ADI903-20ST & ADI903-20SC-SERIES**



# Thank you for your purchase.



**Viva Comfort maintains a strong practice of ongoing development of products and commercial research.**





**We recognize that starting and maintaining a medical practice is expensive. We'll help make the process cost-effective and elegant. Additionally, our team of specialists will ensure everything you need works as efficiently as possible, so you can effectively treat your clients.**

# Table of Contents


- 2 Safety Warning
- 3 How To Use
- 7 Maintenance of Parts
- 9 Safety Instructions
- 12 Warranty
- 13 Notes


# Safety Warning


The user is responsible for preventing damage to this product and injury to patients and/or users.

	Warning: Indication of potential personal injury.
	Warning: Be careful of pinching or crushing fingers.
	Reminder: Keep away from moisture. This device is not waterproof.
	Reminder: Always place the packaging box in the correct direction during transportation, storage, and handling to avoid damage and safety problems caused by incorrect placement.
	Reminder: This product is fragile and needs to be handled with care.

## 1.1 Pinch/Crush Risk:

 When the table backrest is moved up or down, do not place a hand or finger in the gap between it and the table frame.

 When lower leg-rest is moved, do not put your hands or fingers in the gap between the leg-rest and the table frame.

 When using stirrups, please do not put your fingers into the rotation path when rotating the stirrup bracket to avoid pinching or crushing your fingers.

## 1.2 Infection Risk:

When cleaning, please wear gloves, masks, and eye protection to prevent the cleaning spray from rebounding from the contaminated surface.

## 1.3 Hardware Accessories Rusting Risk:

**1.5.1** The humidity requirement for equipment transportation, use, and storage environment is 20%~80%. If the equipment is exposed to an overly humid environment for a long time, the hardware accessories may rust.

**1.5.2** The metal parts of the equipment are strictly prohibited from contacting acidic substances; otherwise, they may cause damage to the paint surface and then rust.

**1.5.3** The metal parts of the equipment are strictly prohibited from contacting liquid water, which may cause metal materials to rust.

## **1.4 Other Precautions:**

**1.6.1** It is prohibited to place near fire sources.

**1.6.2** Do not place it in direct sunlight.

**1.6.3** Do not place it near high-temperature items such as heaters.

# How To Use

## Raising the Leg-Rest

- A.** To raise the leg-rest position, firmly hold the leg-rest and gently lift to your preferred angle.
- B.** The mechanism will automatically engage and secure the position upon release.

## Lowering the Leg-Rest

- A.** To lower the leg-rest, lift the Release-Handle upward and gently guide the leg-rest downward to the desired angle.
- B.** Once the leg-rest reaches the intended position, release the handle to engage the automatic locking mechanism.

## Replace the Stirrups

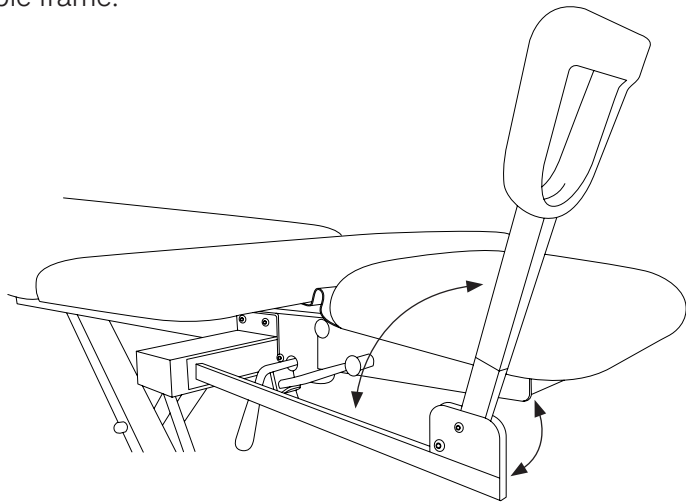
If you purchase stirrups, a smaller leg rest will be included.

- A.** To install it, use a wrench to remove the four bolts under the existing leg rest.
- B.** Attach the smaller leg rest.
- C.** Mount the stirrup bases on both sides of the medical bed frame.

Note: Please note that the stirrup accessory is compatible only with bed models ADI903-21-SERIES and ADI903-23-SERIES.

## Use of Stirrup Leg Support

- A.** Pull the stirrup leg support out from the side of the table surface, and then flip the stirrup outward to the end.
- B.** Reverse the operation to retract the stirrup leg support into the table frame.



# Maintenance of Parts

- A dry towel is recommended to wipe plastic, metal frame and metal part.
- If disinfection is necessary, it is acceptable to use hypochlorous acid disinfectant or alcohol with a concentration below 70% to the maximum extent possible. Using BA-SI disinfectant or other highly corrosive disinfectants is prohibited for disinfection. Otherwise, the paint may be damaged.

## Regular Maintenance

- Check your accessories every 3 months to test their stability and integrity.

## Caring For Upholstery

- To ensure your products' quality is maintained, below are steps to protect the upholstery on your table.
- Avoid storing your table and accessories in extremely hot temperatures, as excessive heat will cause the upholstery to stretch and pucker. Be sure to keep your table away from heaters, electrical appliances, and direct sunlight.
- Protect your table and accessories with sheets.
- Clean your upholstery daily.
- We recommend cleaning your upholstery with a mild detergent to protect it against oil stains and dirt, which can cause cracking and permanent stains. To do this, we recommend a mild mixture of antibacterial dish soap with water in a spray bottle. Spray the table with the solution and wipe down the table with a clean, damp towel.

## **Caring For Upholstery (Continued):**

- Protect your table and accessories from general abrasions, cuts and punctures.

### **Caution:**

- The use of alcohol will dry out the vinyl and cause it to crack.
- Prolonged exposure to extreme temperatures may cause damage to vinyl.

# Safety Instructions

**This Electric Treatment Table complies with safety regulations. Improper use may cause damage to the human body, object, and product.**

**NOTE: Please read the operating instructions carefully before use.**

The instructions contain important information about safe operation and correct use, intended to protect the human body from injury and avoid product damage.


If the following conditions occur during use, the manufacturer will not assume warranty or claim liability for personal injury, property damage, products, and other items.

- The user is under 18 years old
- Use beyond the scope of product functionality
- The patient has a physical or sensory impairment or low intelligence and lacks experience or relevant knowledge
- Incorrect usage
- Lifting objects that exceed the working load of the product
- Moving and transporting using defective or ineffective protective devices
- Unauthorized changes to the equipment structure
- Continue to use the product after discovering structural damage
- Improper maintenance

# Warranty

1. Viva Comfort (the "Company" or "Tiger Companies") warrants to the purchaser that the product will be free from defects in workmanship and materials for a period of 1 year from the date of purchase. The warranty period is not extended if we repair, replace, exchange, or provide a refund for the product (as determined in our sole discretion). We may change the availability of this limited warranty at our discretion, but any changes will not be retroactive.
2. These warranties are not assignable or transferable to any other person, including, without limitation, any subsequent owner or other transferee of the product.
3. This Warranty does not apply to: (a) damage caused by misuse, tampering, abuse, neglect, or accident; (b) damage caused by improper installation, modification, or service; (c) alteration of the serial number; or (d) use that violates the instructions furnished by the Company will void this warranty.
4. The sole responsibility of the Company shall be limited to (a) the repair or replacement (in its sole discretion) of any component of the product which fails to conform to this; (b) a refund the purchase price of such product (in its sole discretion), at no cost to the purchaser for the period of the warranty, or (c) an exchange for a similar product, comparable in function and price.
5. Contact the Company directly at 1-(800)-805-1790 to obtain service under this warranty. If it becomes applicable to send a defective product to the Company, a Return Authorization Number must first be obtained from the Company. In order to obtain service under this warranty, purchaser may be required to provide the Company with the following items (a) proof of purchase, (b) photographs and or videos (of the damage, and (c) a written testimonial describing the defect.
6. Products shipped without prior Return Authorization and Return Authorization Number may not be accepted, and the Company will not be responsible for their disposition and/or cost of return to the owner.
7. The Company will not assume any responsibility for any loss or damage incurred in shipping and or delivery.
8. The product(s) must be returned within 14 calendar days of receiving the return authorization from the Company and must include the original proof of purchase for the warranty to be honored.
9. Any implied warranties that the purchaser may have are limited to the duration of the warranties described above. There are no further warranties that extend or apply beyond the face hereof, and the Company expressly disclaims and excludes any and all warranties of merchantability or fitness for a particular purpose. Some states do not allow limitations on how long an implied warranty lasts, so the above limitation may not apply to you.
10. THE REMEDIES DESCRIBED ABOVE ARE YOUR SOLE AND EXCLUSIVE REMEDIES AND THE COMPANY'S ENTIRE LIABILITY FOR ANY BREACH OF THIS LIMITED WARRANTY. OUR LIABILITY SHALL UNDER NO CIRCUMSTANCES EXCEED THE ACTUAL AMOUNT PAID BY YOU FOR THE DEFECTIVE PRODUCT, NOR SHALL WE UNDER ANY CIRCUMSTANCES BE LIABLE FOR ANY CONSEQUENTIAL, INCIDENTAL, SPECIAL OR PUNITIVE DAMAGES OR LOSSES, WHETHER DIRECT OR INDIRECT. SOME STATES DO NOT ALLOW THE EXCLUSION OR LIMITATIONS OF INCIDENTAL OR CONSEQUENTIAL DAMAGES, SO THE LIMITATION MAY NOT APPLY TO YOU.
11. This warranty gives you specific legal rights, and you may also have additional rights which vary from state to state.





**ADI903-20ST**  
**ADI903-20SC-SERIES**

© 2025 Viva Comfort

**[vivacomfort.com](http://vivacomfort.com)**